

Fiscal Year 2020 PMP Data

QUARTER 2



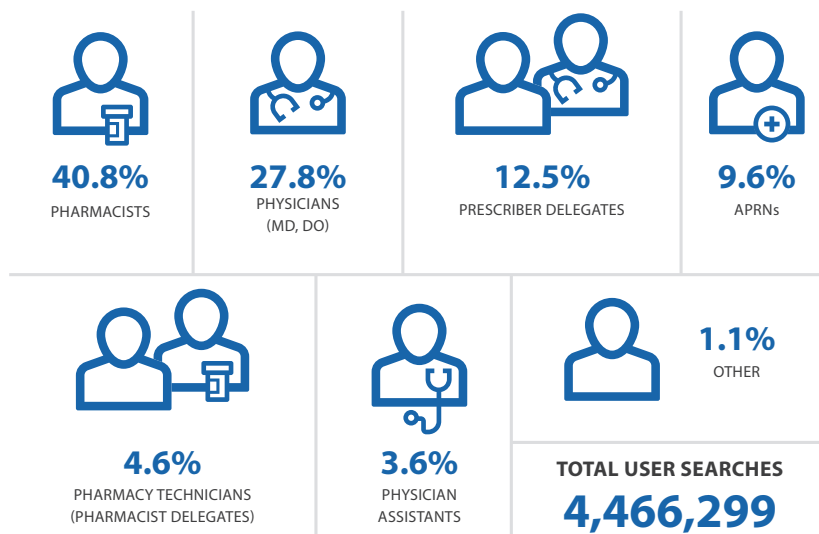
9,419,029

Controlled substances dispensed, as reported to the Texas Prescription Monitoring Program (PMP) in FY2020 - Q2

TOP 15 CONTROLLED SUBSTANCES DISPENSED

Controlled Substance	NUMBER OF Rx
Hydrocodone	1,182,827
Codeine	1,106,564
Tramadol	1,064,677
Alprazolam	733,026
Dextroamphetamine	729,913
Zolpidem	566,918
Clonazepam	437,654
Methylphenidate	428,505
Amphetamine	352,939
Lorazepam	345,643
Testosterone	330,603
Phentermine	312,664
Oxycodone	216,057
Diazepam	169,274
Temazepam	144,229

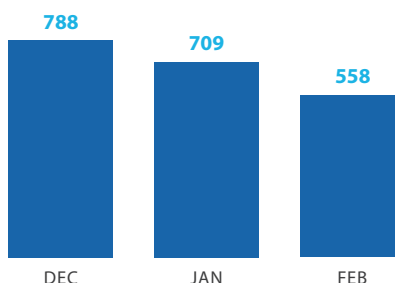
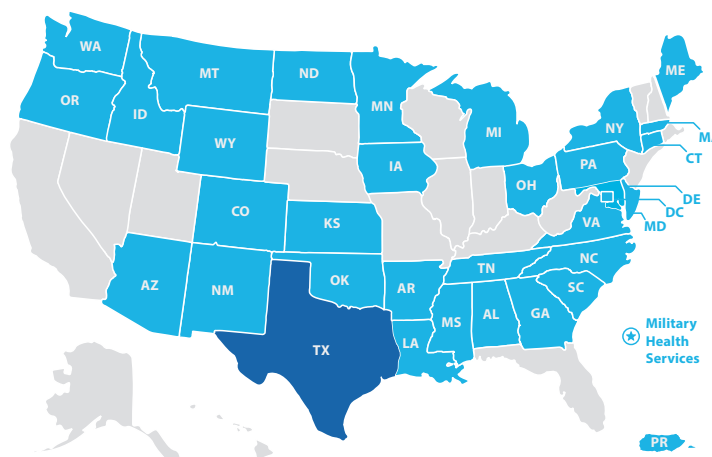
WHO USES THE TEXAS PMP? % of user searches by license type



From Q1 of FY2020 to Q2 of FY2020, the number of registrants increased by **12,635**.

PARTNER STATES

Texas partners with 34 other states/entities to share data via the PMP Interconnect.



PATIENT ALERTS

The Texas PMP sends monthly alerts to prescribers and pharmacies when a patient is associated with 5 or more prescriptions from 3 or more pharmacies and 5 or more prescribers.

WHO IS REGISTERED TO USE THE PMP?

% registered by license type

As of February 29, 2020. Numbers based on most recent and/or applicable agency data of active licenses.

