

## Fiscal Year 2021 PMP Data

QUARTER 3



### 8,825,519

Controlled substances dispensed, as reported to the Texas Prescription Monitoring Program (PMP) in FY2021 - Q3

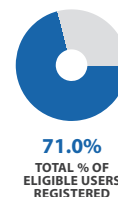
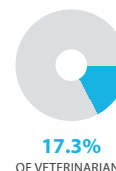
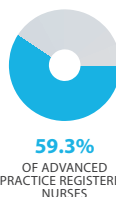
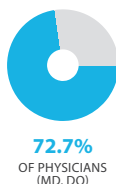
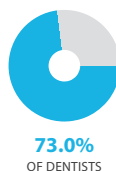
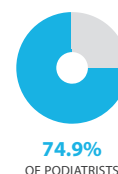
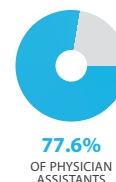
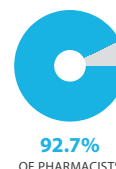
## TOP 15 CONTROLLED SUBSTANCES DISPENSED

Controlled Substance	NUMBER OF Rx
HYDROCODONE	1,175,705
TRAMADOL	931,771
DEXTROAMPHETAMINE	813,524
ALPRAZOLAM	689,956
CODEINE	678,054
ZOLPIDEM	535,072
CLONAZEPAM	451,025
METHYLPHENIDATE	417,730
PHENTERMINE	361,074
TESTOSTERONE	360,289
AMPHETAMINE	328,080
LORAZEPAM	323,636
PREGABALIN	301,609
OXYCODONE	229,932
DIAZEPAM	162,204

## WHO IS REGISTERED TO USE THE PMP?

% registered by license type

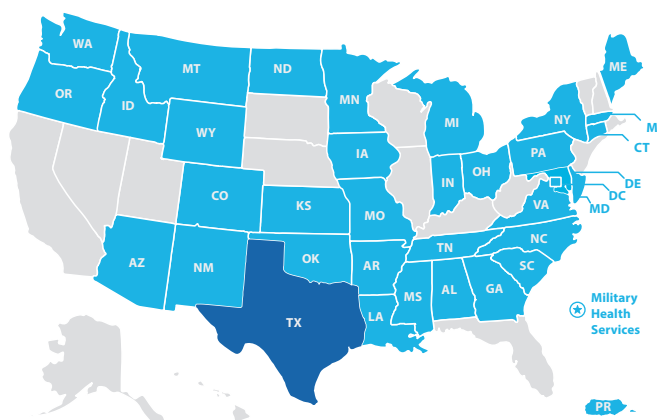
As of May 31, 2021. Numbers based on most recent and/or applicable agency data of active licenses.



From Q2 of FY2021 to Q3 of FY2021, the number of registrants increased by **3,633**.

## PARTNER STATES

Texas partners with 36 other states/entities to share data via the PMP Interconnect.



## WHO USES THE TEXAS PMP? % of user searches by license type



56.5%  
PHYSICIANS (MD, DO)



32.7%  
PHARMACISTS



5.7%  
APRNs



2.4%  
PHYSICIAN ASSISTANTS



1.3%  
PRESCRIBER DELEGATES



0.9%  
PHARMACY TECHNICIANS (PHARMACIST DELEGATES)



0.5%  
OTHER

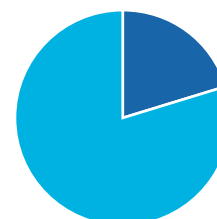
TOTAL USER SEARCHES  
**64,184,201**

## INTEGRATED ACCESS

Integration allows providers immediate access to the PMP through their EHR.

### 52,306,369

SEARCHES FROM AN INTEGRATED EHR



19%  
FROM PMP AWARxE WEB INTERFACE

81%  
FROM AN INTEGRATED EHR